



# Lighting the Modern Office

Enhancing the work environment for people -  
visually, biologically & emotionally








# Contents

Our Sustainability Promise	4
Workplace Lighting Insights	6
Reception	8
Open Plan	10
OmniPOD	12
Open Plan - Exposed services/Integrated fit out	14
Silencio: Arin	16
Individual Office/Meeting room	20
Boardroom	22
Break Out Space	24
Circulation	26
Bathrooms	28
Stairwell	30
Back of House	31
Organic Response in the Office	32
Case Studies	34
50+ Years in the business	40
Local Solutions, Global Perspective	42



See our complete range at <https://eagle.lighting>





# Our Sustainability Promise

At Eagle Lighting our purpose is to improve people's lives with lighting solutions that make a positive impact on their environment.

## Our Principles

Eagle Lighting is a proud industry leader. We take a holistic approach to sustainability by ensuring environmental, social, and economic sustainability is practiced throughout our operations and supply chain.

We promote our core values of Collaboration, Quality, and Respect through an emphasis on innovation and continuous improvement. It is our role to demonstrate good practice and encourage the highest standards of environmental and human rights protection from suppliers and partners.

### 1. Our Commitments



**UN Sustainable Development Goals (SDGs):** Eagle Lighting's sustainability strategy is guided by the SDGs. We have identified five core SDGs that we can directly advance through our business.

**Industry leadership:** We are committed to leading our industry in sustainability. We produce low-impact, ergonomic, and energy efficient lighting solutions.

**Green Building Council:** As an active member of both the Green Building Council of Australia and New Zealand, Eagle Lighting demonstrates its support for a sustainable built environment.

### 2. Our Products

**Energy efficiency:** Our use of LED technology directly contributes to energy efficiency in a range of environments.

**Reducing environmental impacts:** We are constantly improving our environmental performance by taking a full life cycle perspective, enabling us to identify and reduce impacts. We are certified to ISO 14001 – Environmental Management Systems.

**Circularity:** We maximise, reuse and resource efficiency in our luminaires' design, and so embracing the circular economy is the next logical step in our sustainability programme.

### 3. Our Business

**Management:** Eagle Lighting remains accountable through ISO 9001 – Quality Management Systems. Our Responsible Procurement Framework is integrated into our quality management system, setting a high standard for us and our suppliers.

**Wellness and diversity:** We are committed to providing a work environment where our employees can thrive. We promote equal opportunities for all people regardless of race, national origin, ethnicity, religion, gender, age, marital status, sexual orientation, disability, and oppose discrimination of all forms.

### 4. Our Supply Chain

**Responsible Procurement Framework:** Eagle Lighting is committed to responsible sourcing as part of our sustainable business strategy. We believe that through collaboration and encouragement across the supply chain, our suppliers, partners, and customers all benefit. Our Responsible Procurement Framework consists of a thorough screening process for suppliers and a Supplier Code of Conduct.



# Workplace lighting insights

---

As businesses re-assess their workplace, definite themes are emerging around creating a 'minimum viable experience'.

Traditional norms must change to attract staff back to the office - giving teams dynamic human-centric office spaces which offer greater flexibility.

A well thought out and planned interior design solution considers mapped needs and work patterns, creating spaces that allow employees to thrive.

Whilst offices are subject to regulations and minimum recommended standards, at Eagle Lighting we design products that can provide added value thanks to our on-going study of the effects of light on health, wellbeing and improved productivity.

Businesses can easily create flexible, activated and stimulating environments by selecting our evolved office lighting options.







# Reception

First impressions matter.

An office reception area is an opportunity to present the living embodiment of a corporate brand. The lighting should be welcoming yet convey feelings of presence and importance.

Form and function, bold and decorative, understated and soft, high light and low light contrasts, balance and integration - all crucial attributes for lighting the entrance area of the corporate office.

From recessed or suspended linear lighting in a variety of lengths and widths to suspended decorative pendants and wonderful statement luminaires that complement your corporate brand, we have a wide range of lighting options to suit your project's unique interior design and brand aesthetic.



Notor 36



Nove



Dwide Pendant



Scoot Linear



Appaero Circular



ComboLINE



Itza



ELLE Suspended



# Open Plan

The open-plan office now demands far greater flexibility of its lighting. Staff want dynamic human-centric office spaces.

By carefully selecting our evolved office lighting product options, businesses can easily create flexible, activated and stimulating environments instead of the traditional, uninspiring static lighting.

As office workspace functionality and activity priorities evolve, flexible and adaptable lighting has a recognised benefit. Our product engineering and development teams have focused on this need, providing luminaires with comfortable glare-free, high-quality light.

A sustainable, low-glare luminaire with excellent vertical illuminance and which offers a diversity of lighting styles based on intuitive lighting control, is the hallmark of new open-plan spaces.

By going beyond the minimum lighting standards, we offer the option of tuneable white fixtures. As a result, employees can easily change the colour temperature and brightness to suit their individual preferences; alternatively, the luminaires can be programmed to change automatically.



OmniPOD 6X6 2-Row



OmniPOD 150



Circadia



OmniPOD Linear



Indigo Maestro Beta



Aureled



Silencio: Arin



Dwide Recessed



Vertex




ELLE Suspended





# OmniPOD

## Performance - Control - Aesthetics



Designed, tested and manufactured in Australia - providing fast, efficient and accurate production whilst mitigating lead time risks during global supply chain uncertainty.

Provides excellent optical performance and energy efficiency.

Easy to install and an attractive option at only 38mm thickness.

The creative freedom offered by LED has been embraced in the unique design of the OmniPOD family of luminaires.

The OmniPOD family is the first luminaire group of its generation to fully adopt the potential of tuneable LED light source technology in support of the human biological impact of light, creative lighting design, and personalised lighting profiles.

Designed, tested, and manufactured in Melbourne - with 90% of components purchased from Australian companies - the OmniPOD family meets or exceeds industry standards regarding light quality, life cycle, sustainability, and reliability.

Discover more at <https://eagle.lighting>

### A version to suit every project

Available with either white or black colour optical pods and body, the OmniPOD family provides unparalleled design and technical performance to suit any lighting solution requirement and budget.

OmniPOD Linear\*

OmniPOD Linear 150

OmniPOD Downlight

OmniPOD 6x6 2-Row\*

OmniPOD 6x6 Square\*

\*Return air versions available

Suitable as an individual luminaire or can be run end-to-end to create a continuous linear feel.

Ceiling grid spacing can be extended out to 3000mm, and the required lumen package is adjustable via factory setting.

Offers the freedom of human-centric lighting and advanced wireless lighting control with Organic Response.







# Open Plan - Exposed services/ Integrated fit out

With integrated tenancy fit-outs, we assist our clients in reimagining their physical space - opening up the possibility to incorporate a broader range of decorative and architectural lighting products, transforming the visual interest and feeling of an office workspace.

Businesses need to pivot to deliver enhanced dynamic spaces that boost productivity and wellbeing whilst attracting employees back to the physical office.

To deliver this experience, we carefully consider various factors, including light level intensities, distribution, uniformity & contrast ratio, glare control, indirect light, vertical illumination, linear lines, colour temperatures and intuitive lighting control technology.

Thanks to our lighting knowledge and product range, we deliver visually attractive environments that stimulate alertness, collaboration and wellbeing.



Notor 36



ELLE Suspended



Pondero



Dwide Pendant



Zkye Spotlight



Scoot Linear



Pleiad 128  
Surface Mounted



Silencio: Arin



# Silencio: Arin

Introducing Arin - a suspended pendant that supports visual and acoustic optimisation.

Made in Australia from environmentally friendly materials, Arin is a stylish, sound-absorbing high-performance luminaire designed to enhance commercial and education environments.

Thanks to its acoustic properties, this stunning pendant enhances interior design while helping to maintain a comfortable and compliant ambient noise level.

With an acoustic panel forming the perimeter component, cushioning a central array of curved optical chambers, Arin provides premium quality, low-glare illumination.

Optimal lighting and acoustic performance reduce stress, minimize distractions, enhance productivity, and promotes social interaction by ensuring all occupants can clearly hear and be understood.

The Cube fabric used in Arin is manufactured locally by Autex from >60% recycled PET plastic material.

Arin's acoustic panel is customisable in shape providing you with creative freedom for your project.

Exceeds BCA 2019/J6 energy efficiency requirements via optimised beam distribution.

Enhance your interior design with Arin by selecting from a diverse palette of refreshing, contemporary colours to suit your unique interior design.



Ethically sourced and manufactured in Melbourne.

Each Arin pendant is capable of absorbing 45% of the soundwaves that it intercepts reducing the reverberant noise in a space.

Arin provides premium quality, low glare illumination, with high colour rendering accuracy CRI90+ and options for colour changing and personalised lighting scenes.










# Individual office/ meeting room

Meeting rooms have never been under more demand these days. There is an increasing trend for more individual offices and informal meeting spaces; increasing areas for concentrated work, close collaboration and video conferencing. This design thinking also provides options that allow for individual employee neuro-diversities.

A recessed option may suit a meeting room used by many different people by providing balanced, glare-free lighting. While suspended pendant lighting is especially suited to individual executive offices; we recommend a direct/indirect light distribution to maximise comfortable ambient lighting and excellent workspace illumination.

No longer are occupants of the cellular office confined to a one size fits all solution thanks to advances in advanced control technology such as Organic Response. Adaptable and individual lighting profiles supporting a person's preference and wellbeing requirements are now available for all to access.

	Circadia Duo²		Pleiad G4 125
	OmniPOD 150		Itza
	OmniPOD Downlight		Notor 65 Dynamic
	OmniPOD Square		Scoot Linear
	Silencio: Arin		ELLE Suspended







# Boardroom

The requirement for the contemporary boardroom is to operate as a multi-functional space.

Communication, collaboration, tech connection, video conferencing and casual break out brainstorming are all on the agenda for the boardroom of the modern office.

Meetings and conferences can be very creative and flexible. In these contexts, it is vital to be able to adapt the lighting to the activity. Dimming and adjusting the light level becomes crucial to see the screen during presentations and each other in group discussions. To achieve this, we recommend our advanced lighting control solution, Organic Response (see page 28).

For a more contrast-rich environment, we recommend a lighting solution with ambient lighting to create a feeling of space.

Adaptability, control, personalisation, acoustic intervention, and lighting scenes are necessary components for a modern boardroom lighting solution.



OmniPOD 150



Silencio: Arin



Circadia



ELLE Suspended



OmniPOD 600 square



Pozzo Scale Pendant



Pleaid G4 Wallwasher



ELLE Surface



# Break Out Space

Break out spaces are now considered the hub of the office environment. Increasingly we see a trend for breakout areas resembling a typical hospitality/cafe aesthetic.

Ad-hoc conversations often lead to innovation and out of the box solutions in problem solving and future strategies.

Lighting solutions in break out spaces are inherently innovative and conducive to inspiration, relaxation and re-charge.



Scout



Twister Line



Sweep



Touch Mini



ELLE Suspended



Zyke 55



Notor 36



Touch Mini Gimble



Silencio: Arin







# Circulation

Circulation spaces are the arteries of the modern office.

Typically, these spaces are integrated into the office environment and not merely pathways for safe and easy navigation. The creation of visual interest is a critical element of successful office lighting design.

Circulation spaces create the opportunity to integrate a change in style and pace to the overall office lighting treatment.



Pleiad G4 125



OmniPOD Downlight



Pleiad G4 128  
Surface Mounted




Pleiad 168  
Surface Mounted



Torino



WL2



Dwide Wall



ELLE Surface





# Bathrooms

Well-lit hygienic areas contribute to spaces that feel fresh and are pleasant to visit.

Combining light from the ceiling with light from the walls helps define the area and increases the perception of volume. This also reduces harsh shadowing and glare due to contrast imbalance.

Infill light above the washbasins ensures we can see our reflection in a clear and comfortable light without glare or shadow.



Cirkel



OmniPOD Wipedown



Pleiad G4 125



Aqua



Discovery Evo










Telescope



# Stairwell

We have a range of energy efficient, attractive and robust luminaires for these circulation spaces.

	Densus LED		Vanguard
	Discovery Evo		RapidLED
	Duomo		Notor 65 Wall
	Dwide Wall		

# Back of House

Hidden out of general sight, the lighting for the back of house area still demands attention to detail. Safety is a primary consideration for this application area, as often cleaning staff may be using the space after normal business hours.

While performing a functional task, the areas are often forgotten, with lights left on when the space is unattended. Adding sensor control or two-stage level setting are solutions that should be considered as a minimum.

	RapidLED		Educo
	Cirkel		Densus LED
	Quadrant		Hero





# Organic Response in the Office

The ever-changing office environment mean that lighting control expectations and demands are increasing, and greater agility and flexibility is required.

Tech savvy staff are demanding connectivity, technology, sustainable solutions that reduce energy consumption.


Our Organic Response sensors are supplied already embedded into our light fittings and are therefore a true plug and play cable free system.

Our connected solutions create a digital wireless mesh that delivers personalized lighting options. This technology also integrates BLE beacons the foundation for indoor wayfinding, heat mapping and

asset tracking. Clients can engage 3rd party APP developers to develop site specific solutions that can also include indoor security, people monitoring, ambient temperature sensing, CO2 monitoring, automated Circadian Rhythm and Tuneable White lighting.

With a passion to push the performance of lighting, our future-orientated approach ensures that we develop luminaires that maximise the latest in technological developments, personalisation and data.

Integrating OR sensor nodes into our luminaires your office can adapt seamlessly to advances in IoT technology, without the higher costs associated with legacy-cabled lighting control systems



As an 'out of the box' lighting controls solution OR provides:

- Plug & Play
- Wireless
- Intuitive App
- EnOcean/wireless/battery-less Wall switch Compatible
- Min/Max Levels
- Daylight Harvesting
- Occupancy Sensor
- High Density - No sensor blind spots

## Unlocking value beyond illumination

Greater functionality is available from the system via the OR cloud platform. Access is simply enabled with the addition of an IoT gateway, which then gives the user a fully connected system.

The OR connected solution offers everything 'out of the box' plus a host of features including scheduling, heat mapping via the ORT Portal, reporting and maintenance view, high-level BMS,

high-level IP integration and upgradeable features over the air.

As a truly smart building requires open and interoperable systems, OR features an open API that provides two-way integration between lighting control and your smart building's ecosystem.

Install today, be ready for tomorrow.





## Case Study

# Queen & Collins St



Level 16 Tenancy fit outs. Melbourne, VIC, Australia

Working closely with the design team at Studio 103 and McCormack Property group, the redevelopment of an iconic Melbourne skyscraper (100 Queen Street) was the perfect opportunity to showcase our Circadia luminaire.

Studio 103's design intent was led by the iconic shapes, textures, patterns and forms of the building's old Venetian architecture. Each of the two suites has its points of difference, which assists in creating a memorable experience for its prospective tenants.

One suite fit out features stunning pink and white finishes with our Circadia (white optical chambers) fitting seamlessly into the colour scheme.

Pleiad G4 surface and recessed fittings perfectly blend in and ensure meeting technical design requirements, including AS1680, J6 and UGR, without compromising the stunning design of the suite.


Thanks to the ceilings and grid being black, with reflectance's as low as 15% across much of the floor, the second suite challenged our lighting designers.

The Circadia (black optical chambers) provided a lighting solution that fitted in perfectly with the overall design ethos while meeting all required technical standards, including glare minimisation.

The workplace design is flexible to suit evolving social changes and restrictions related to Covid-19.

### Luminaires supplied:

Circadia | Pleiad G4 surface and recessed fittings








## Case Study

# 412 St Kilda Road

 Melbourne, VIC, Australia

Working closely with the Property Services team at McCormacks, Eagle Lighting have successfully designed and delivered an office lighting solution which showcases our local product offering whilst ensuring client expectations and design compliancy were met across three levels of 412 St Kilda Rd.

Our locally manufactured Enviro Evoline 300 & Pleiad G4 downlights blended seamlessly into the space whilst effectively meeting project needs including high-quality performance, exceptional visual comfort, and short lead times, giving the client confidence and piece-of-mind in selecting Eagle Lighting.

Envoline is a hugely popular Eagle Lighting product and has been designed to meet the demanding requirements for Australialasian offices. In particular, it has excellent vertical illuminance which increases overall light levels onto vertical surfaces providing an excellent ambience and creating a healthier, visually comfortable environment for staff.

The lighting design intent incorporated the Pleiad commercial recessed downlight, a highly efficient downlight with a lens-based optical system that provides an extremely soft luminance transition between the reflector and ceiling which results in a pleasant glare-free environment.



With sustainability and environment always a key consideration Pleiad has an impressive 100,000-hour lifetime rating and delivers in excess of 140 lumens per watt of electricity; ultimately translating into an excellent choice not only in terms of the environment but also for the ongoing running costs and efficiency of the lighting solution.

Adapting to unique room spaces, our design team were able to implement the design criteria set out by the client and successfully deliver a compliant lighting solution.

Meeting BCA J6 and ASNZ1680 recommendations including UGR, this guaranteed excellent building efficiency whilst producing an exceptional working environment for end-users.

### Luminaires supplied:

Enviro Evoline 300 | Pleiad G4 downlights








## Case Study

# Charter Hall Fit Out

 Brisbane, QLD, Australia

Charter Hall's vision is immediately noticeable in the interior design - with its herringbone timber floor finish, reeded glass elements, locally-sourced marble features, metallic curtains and richly coloured upholstery.

But it's in the spaces integration of invisible and indispensable smart building features that the environment sets a new standard in adaptability and occupant experience.

Enhancing the modern office - The flexibility and simplicity of the lighting system alone has added significant value to Charter Hall's tenancy.

The lighting design provides a flexible and intuitive solution that utilises the advanced wireless controls of Organic Response to allow the lighting to be adaptable to the multi-disciplinary uses of the various areas and collaborative zones.

Fagerhult's Mini Touch track spots have been used throughout to provide an attractive, flexible and scalable lighting solution. NDY worked with Eagle Lighting Australia to design a customised track mounted ORT sensor with a slim profile to integrate seamlessly with the 50mm wide lighting track system.

The track mounted spotlights can be easily re-positioned and aimed for optimal impact and, thanks to the ORT mobile app, the light levels can be tailored to the requirements and personal preferences of the occupants.

Charter Hall also benefit from outstanding environmental and sustainability outcomes thanks to the Organic Response sensor nodes automatically dimming light levels in areas that are vacant or receiving large amounts of sunlight - a key marker of success for Charter Hall who have targeted a Gold WELL rating.

With a focus on sustainability, innovation and seamless integration of technology, Charter Hall's new office in Brisbane is a stellar example of a modern commercial space.

### Luminaires supplied:

Fagerhult's Mini Touch Track Spotlights







# 50+ Years in the business

## Bright ideas shine when we work together

Here's how we work with you to find the perfect solution to light up your spaces.



[View our Corporate Brochure here](#) 

### Collaboration

Your challenges are our challenges.  
We sit down with you to understand your biggest design problems and develop a plan to solve them.

### Comprehensive solutions

There's no lighting problem we can't solve.  
Drawing on our locally manufactured luminaires, and complemented by best-in-class European brands, our designers create lighting solutions that are elegant, efficient and tailored to your space.

### Technical support

We're here to answer even your most technical questions.  
Our in-house engineering, lighting design, and product specialists are industry-leading technical experts. And being local, you can get engineering support from the people who design, test and manufacture our primary luminaires.

### Quality

Your spaces are valuable.  
Let's work together to design liveable, long-lasting, energy-efficient spaces and maximize the value of your building.

### Customisation

Lighting isn't one size fits all.  
Select one of our standard products or work with us to design a custom solution for your project.

### Local manufacturing

Don't let the supply chain stop your project in its tracks.  
Thanks to our in-house design, testing and manufacturing capabilities — 90% of our components come from Australian companies — you can rely on us to meet even the most demanding schedule.

### Delivery

We're here to ensure your luminaires arrive on time and in perfect condition.  
Thanks to our thorough, ISO accredited, Integrated Management System, and our in-house and third-party distribution centres, you can rest assured you're in safe hands.





# Local Solutions, Global Perspective.


Being a Fagerhult Group company lets us complement our locally manufactured range with industry-leading products sourced via the global Fagerhult Group — providing our clients with a complete portfolio of best-in-class luminaires.

Having access to this network allows

us to explore and leverage global and local trends in lighting, controls and connectivity solutions, while being able to implement them on the ground for our customers.

It also means we can draw on a wealth of technical knowledge and experience across an array of application areas.

We love being out on the road, holding education sessions on topical subjects from the world of lighting.

If you'd like to discover more about our educational presentations, please contact your ELA representative or [get in touch here](#). 





A Fagerhult Group Company

## Contact us today

<https://eagle.lighting>

[eagle@eaglelighting.com.au](mailto:eagle@eaglelighting.com.au)

## Australia

### Vic (Head Office)

17-19 Jets Court  
Melbourne Airport 3045  
(03) 9344 7444

### NSW

Level 1, 71-73 Alexander St  
Crows Nest 2065  
(02) 9420 5799

### QLD

53 Caswell Street  
East Brisbane 4169  
(07) 3891 0744

### ACT

0411 889 406

### WA (Distributor)

H.I.Lighting  
(08) 9377 1322

### SA (Distributor)

Buckford Illumination Group  
0448 064 412

### TAS (Distributor)

Southern Lighting  
(03) 6231 5599

## New Zealand

### Auckland (Head Office)

Citigroup Centre,  
23 Custom St East,  
Auckland Central, 1010  
0800 324 374

### Wellington

021 597 900

### Christchurch

021 655 609



Proud member of



Green Building  
Council Australia  
Member 2023-2024



NZGBC  
TE KAUNIHĒRA HANGANGA TAUTAIQA  
Member 2023-2024



DESIGNED  
TESTED  
MANUFACTURED

