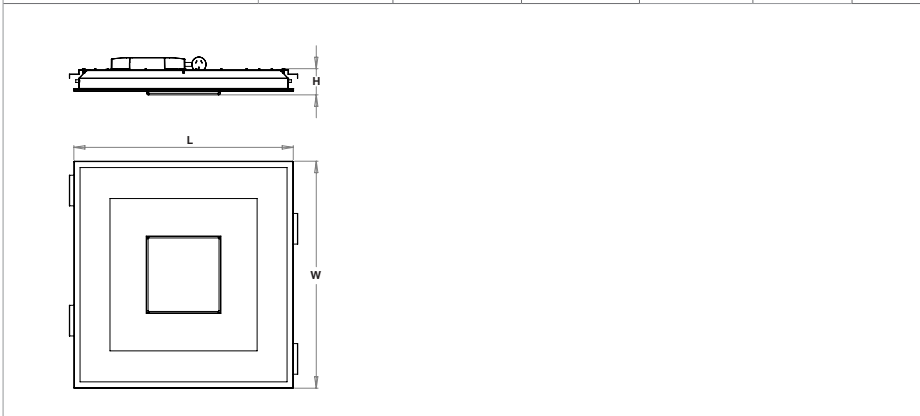


# Clarico Down

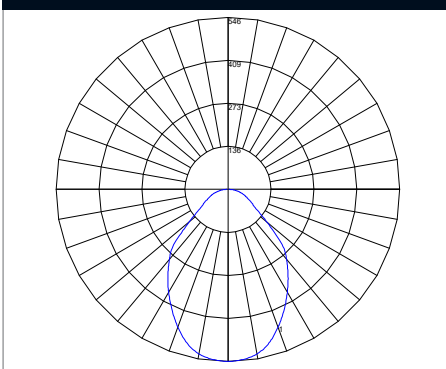


Key Family Details	
Optical System:	Hybrid microstructured/opal diffuser
Mounting Type:	Exposed T-Bar Recessed
Finish Options:	Standard white
System Warranty:	5 years
CCT:	4000K
CRI (Ra):	90+
R9:	70+
COI Compliant:	Yes (COI<=1.5)

Mechanical Drawing						
Physical Parameters	Luminaire Dimensions			Cutout Size		Weight
Code	L [mm]	W [mm]	H [mm]	CL [mm]	CW [mm]	[kg]
EL-CLA-3150-000	593	593	56	-	-	4.5
EL-CLA-3151-000	593	593	56	-	-	4.5



## Polar Curve



Maximum Candela = 546cd/klm  
 Located At Horizontal Angle = 45, Vertical Angle = .5

## Application

Complimenting the Aureled and Aureled Dropped, Clarico Down offers choice and diversification in lighting application and aesthetic style. The dropped below the ceiling element adds visual interest across the ceiling line while maintaining the highest level of performance standards.

## Design

Clarico Dropped achieves what most would consider impossible, making it anything but a square solution. The shallow profile and the expressive dropped element of the diffusing lens leads to a creation of visual impressionism with a play of subtle contrast in the visual field.

## Optics:

The unique diffusing lens of Clarico Dropped combines an advanced LED array optimised with a combination of opal and microprismatic surfaces resulting in subtle visual contrasts between the visible horizontal and vertical elements.

## Controls:

In today's carbon constrained world, product control options, operational control, sustainability and optimised material manufacturing techniques are critical considerations in product specification. The extensive features of Clarico Dropped meet the highest possible manufacturing standards.

## Circadian Lighting:

Quality of light is an inherent element of wellness, productivity, vitality, creativity and satisfaction in any workplace. The expressive element of Clarico Dropped contributes to increased vertical illumination, ambient light and visual interest. Clarico Dropped ensures the lighting environment created will support and enhance the experience for people occupying a space.

## Installation:

The shallow profile of Clarico Dropped is the perfect solution in ceiling spaces where recess depth is confined. Coupled with a detachable gearbox incorporating a plug-and-play connector Clarico Dropped can fit the tightest of spaces.

## Notes:

- ORT Enabled
- Surface Mount
- Plaster Recess Kit
- Restraint kit
- Tuneable White

# Clarico Down



## 330 Lux Target Illuminance

Code	CCT	Power [W]	Systems Lumens [lm]	Luminaire Lumens [lm]	Efficacy Initial [lm/W]	Nominal Size [mmxmm]	Target Spacing	UGR	TM21 L90 Lifetime [hrs]
									LM80 DURATION 10,000 hrs
EL-CLA-3150-000	4000K	20	2,999	2,347	119	600x600	2.4m x 2.4m	19	43,000
Restraint Kit - 4 x gripper, 2 x 2m wire									

## 410 Lux Target Illuminance

Code	CCT	Power [W]	Systems Lumens [lm]	Luminaire Lumens [lm]	Efficacy Initial [lm/W]	Nominal Size [mmxmm]	Target Spacing	UGR	TM21 L90 Lifetime [hrs]
									LM80 DURATION 10,000 hrs
EL-CLA-3151-000	4000K	34	5,502	4,172	122	600x600	3.0m x 3.0m	19	43,000
Restraint Kit - 4 x gripper, 2 x 2m wire									

## Wiring options

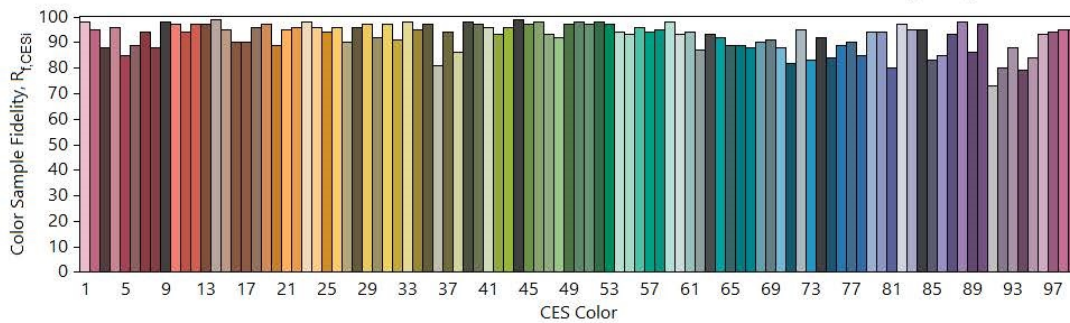
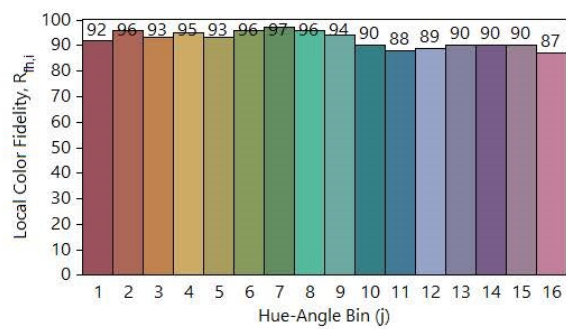
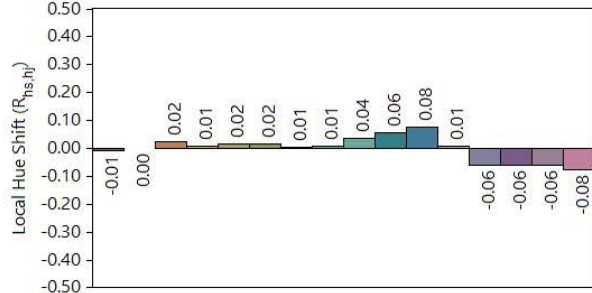
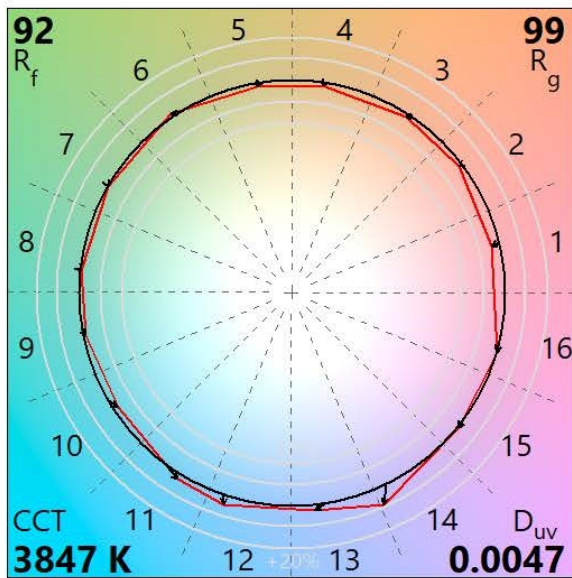
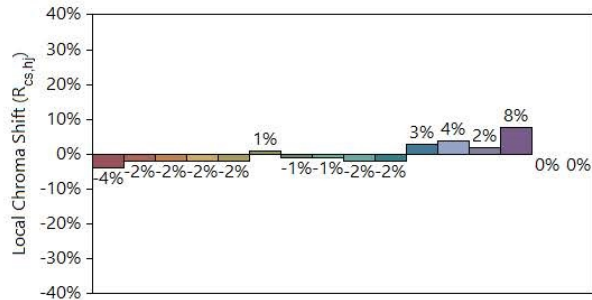
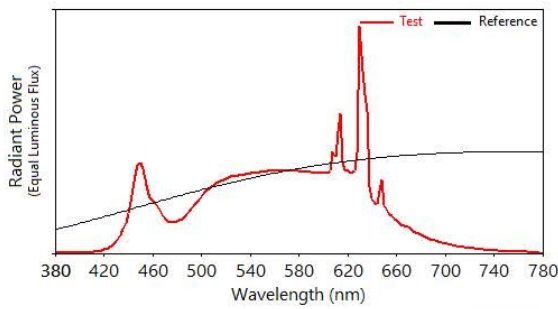
## Suffix

Standard	-000
DALI	-200
Maintained Emergency	-800
DALI Monitored Emergency	-801
Organic Response (SN3)	-950

# Clarico Down

## TM-30-18 Colour Rendition Report

EL-CLA-3151-xxx



Notes: CLARICO DOWN ET 34W 5500LM 940 600X600 variants

x 0.3913  
y 0.3938  
u' 0.2254  
v' 0.5105

CIE 13.3-1995

(CRI)

R<sub>a</sub> 94

R<sub>g</sub> 72

Colors are for visual orientation purposes only.